

# Drake University: Graduate Accomplishments

Drake is more than just one of the top private universities in the Midwest. It's one of the very best places to launch a great career before the ink is even dry on your diploma. Drake graduates' stellar outcomes are not only driven by the top notch academic and experiential opportunities they receive at Drake, but from extraordinary, customized preparation for success.

Drake's Professional & Career Development Services (PCDS) begins working with students in their first year, providing access and support as they explore fields, build networks, polish resumes, hone interview skills, and connect with employers and graduate schools. Career development continues to build with each internship, research study, service project, or part-time job. How does this translate to real-world success?

**Just ask the class of 2015.**

## Overall Accomplishment Rates

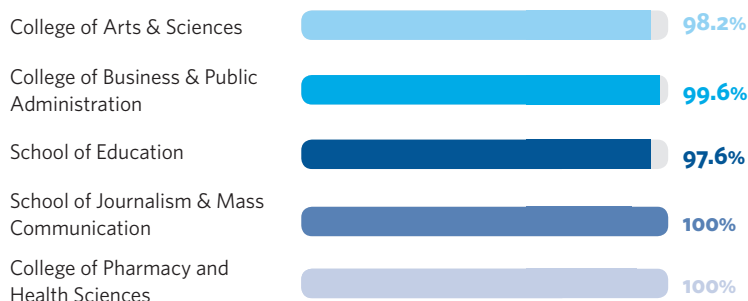
Employed or pursuing graduate school within six months of graduation. Statistics based upon a response rate of 90.4% for Drake undergraduates and 95.6% for Drake graduate degree recipients compared to a national average of 56.8%.

**98.9%** Bachelor's Degree recipients

**99.1%** Graduate degree recipients

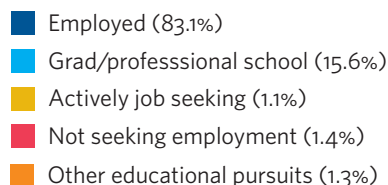
**77-89%** National average

### Accomplishment Rates for Bachelor's Degree Recipients by College/School

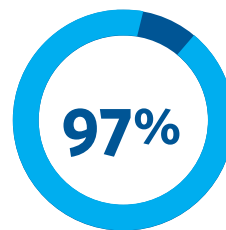
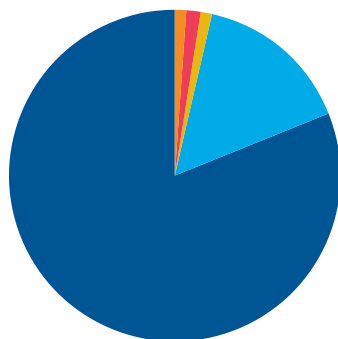


## Accomplishment Rate

**98.9%** were employed or pursuing graduate school within six months of graduation.

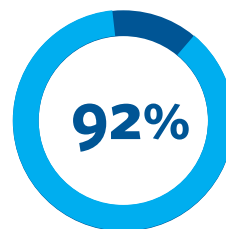


Note: 2.5% overlap between categories



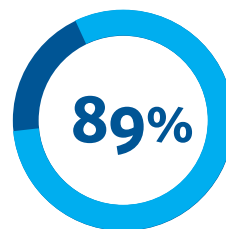
### Preparation and reputation pay

Drake's percentile nationwide among four-year colleges and universities for value added to mid-career earnings (*The Economist*)



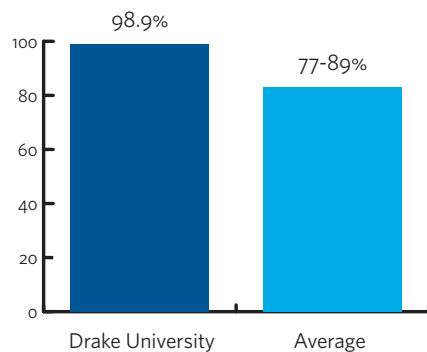
### Professional preparation

92% of students graduated having had one or more internships, practical, or field experiences.



### Time to degree

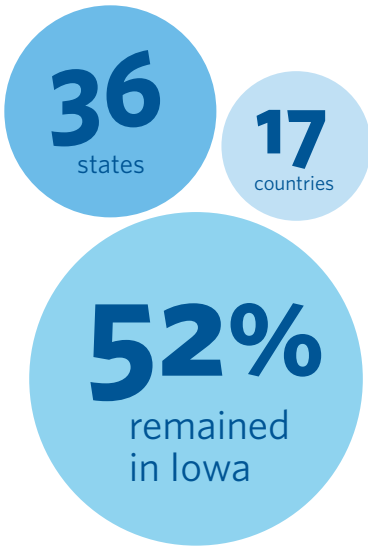
89% of students earned a degree in 4 years\*  
\*Students who began and completed their bachelor's degree at Drake



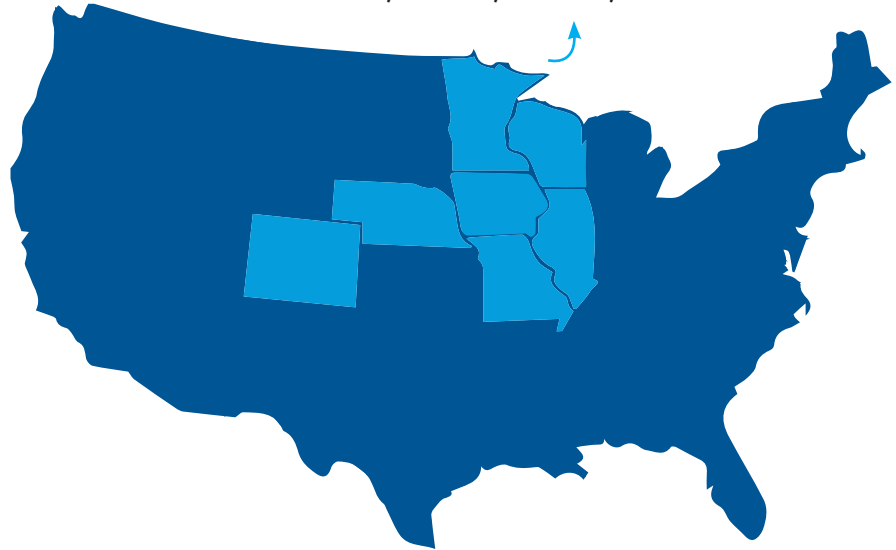
## Success Rate: Drake vs. the National Average

Stats based on **90.4%** response rate from Drake graduates, compared to national average of 56.8%

## Where they found success

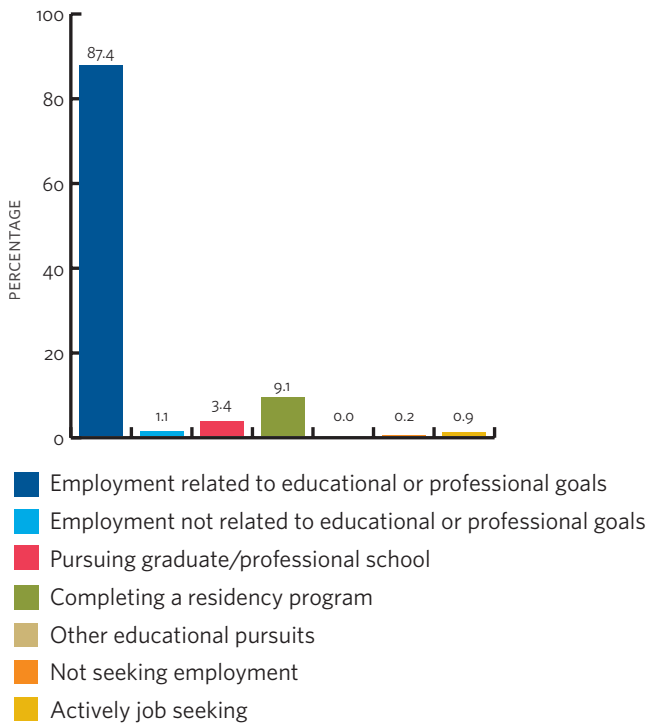


The greatest number of bachelor's degree graduates chose to locate in **Iowa, Illinois, Minnesota, Missouri, Nebraska, Wisconsin, and Colorado**

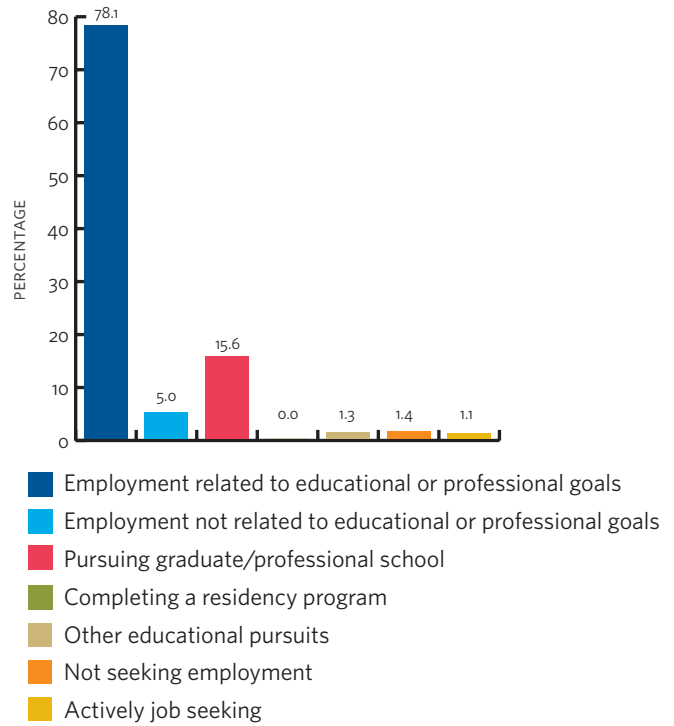


New graduates found opportunities outside the United States through employment, education, and service in Australia, China, Germany, Ghana, Iceland, Israel, Japan, Malaysia, Mongolia, Nicaragua, Paraguay, South Korea, Spain, Taiwan, Uganda, United Kingdom, and Wales.

## 2015 Graduate Degree Recipients



## 2015 Bachelor's Degree Recipients



## Accomplishment rate for graduate degree recipients



College of Business & Public Administration

99.3% Master's Degree



College of Pharmacy & Health Sciences

99% Doctoral Degree



School of Education

99.1% Doctoral Degree, Master's Degree & Specialist Degree



School of Journalism & Mass Communication

100% Master's Degree